

Vent Free Fireboxes

VERSATILE SOLUTIONS FOR YOUR HOME



ENJOY THE FIREPLACE YOU'VE ALWAYS WANTED



Exacta BUF shown with Kentucky Wildwood log set

Available log set may differ from log set pictured.

Monessen offers one of the most diverse lineups of vent free gas fireboxes available, making it easy to find the right look for your home. Enjoy beautiful flames, excellent heating and a customized look with the addition of your choice of Monessen log sets.

WHAT IS A VENT FREE FIREBOX?

A Monessen vent free firebox is the perfect way to display and operate your Monessen vent free log set. While our log sets can be utilized in an existing approved wood burning fireplace (converted with a gas line), if your home does not already have an existing fireplace, a vent free firebox is an economical way to add a fireplace to your home. Installed in either your wall or a free-standing cabinet, a vent free firebox is simply the metal combustion chamber of a traditional fireplace system, without the log set and engine. You then add the vent free log set (with engine) of your choice to complete it.

INSTALL IT WHERE YOU WANT IT

Because vent free fireboxes and log sets are designed to be installed and operated without a chimney, flue or vent, they can be installed in locations in your home where it would

be impossible or cost prohibitive to install a vented fireplace. They provide the most economical installation, only requiring a connection to a gas line.

YOU'RE IN THE CLEAR

Monessen vent free fireboxes allow for zero clearance installation, which means they may be installed flush against any combustible surface such as drywall or wood. This gives you added flexibility and helps save installation dollars when deciding where to install your fireplace, whether on an interior or exterior wall. (It is important to remember that the appliance should be sized to fit the area in which it is to be installed and must meet any additional regional or local requirements.)

COMPLETE YOUR LOOK

Monessen offers a large selection of vent free log sets (sold separately) that are a perfect complement to your new fireplace. Ask your dealer for details, or visit monessenhearth.com.

Pictured on cover: Lo-Rider LCUF Series with Herringbone interior and Berkley Oak log set

EXPANSIVE VIEWING AREA



Lo-Rider LCUF shown with standard brick interior, Moxie log set, and optional doors

Lo-Rider Designer See-Through

Lo-Rider LCUF Series

Its name says it all! The flush hearth design of our Lo-Rider vent free firebox mimics the look of a true wood-burning fireplace. Your favorite Monessen vent free log set, hide-away screen pockets and extra tall opening show off your fireplace in unparalleled style. And, like all of our fireboxes, the Lo-Rider's design delivers maximum heat to your space, while the ventless zero clearance design gives you the flexibility to install just about anywhere.


Quick Look:

- Clean, louverless design
- Tuck the screen into hideaway pockets to reveal expansive views
- Multiple interior options fit your décor and highlight your vent free log set
- Flush hearth design and tall opening mimic the look of a real wood-burning fireplace
- Available in 32", 36" or 42" models and a see-through option
- Angled firebox and uniquely engineered air channels move more heat into the room, maximizing efficiency

Traditional Ceramic Fiber Interior



Herringbone Ceramic Fiber Interior



Black Magic Glass Interior



Note: Interior liners available for single-side units only.

Available Mantels:

- Kenwood
- Westcott
- Richland
- Roxborough

Other options:

- Doors (shown above)
- Accent light kit

See the *Mantels & Surrounds by Fireside Furnishings* brochure for more details

PERFECT FOR LARGER ROOMS



Magnum MCUF shown with arched front, Blazing Oak log set, and cabinet doors in Black texture

Magnum MCUF Series

The Magnum firebox series offers Monessen's trademark angled firebox design coupled with a deep box and tall opening for maximum heating capacity. Finish your fireplace right up to the firebox with the material of your choice and add the log set you love for a perfect custom look.

Quick Look:

- Radiant face design with heat circulating air ducts for optional blower
- True masonry look
- Available facing options include Perimeter Trims, Classic Arched Faces and Cabinet Doors with Screen

Interior Firebrick Options



Refractory Herringbone

Trim Options



Black Trim

Cabinet Options



Barrington Dark Walnut Wall Cabinet



Barrington Unfinished Wall Cabinet

CREATE A CUSTOM LOOK



GRUF shown with Charred Timber log set

GRUF/GCUF

The GRUF/GCUF series fireboxes provide the option to choose a louvered design or a radiant, clean face design. Choose from a selection of firebrick options and accessories for a fireplace perfectly suited to your tastes.

Quick Look:

- Available in Radiant or Louvered designs
- Designed with heat circulating air ducts for optional blower
- Available facing options include Perimeter Trims, Classic Arched Faces and Cabinet Doors with Screen and Filigree Panels

Trim Options



Black Trim

Interior Firebrick Options



Cottage Clay



Refractory

Cabinet Options



Barrington Dark Walnut Wall Cabinet (shown)



Barrington Unfinished Wall Cabinet



Honey Oak Wall Cabinet



Dark Cherry Wall Cabinet

FLEXIBLE INSTALLATION OPTIONS



Exacta BUF shown with Beachcomber log set

Exacta BUF Series

Enjoy the fireplace you've always wanted, expansive views and all. Combined with a Monessen vent free log set, the Exacta firebox provides warmth and ambiance to practically anyone, anywhere. The Exacta delivers maximum airflow, efficiently adding heat to your home, while the zero clearance design gives you flexibility, and helps save installation dollars.

Quick Look:

- Clean, louverless design
- Tuck the screen into hideaway pockets to reveal expansive views
- Black interior provides elegant background for vent free log set
- Brick interior available for a traditional look
- Large hearth area allows for a variety of log sets
- Angled firebox and uniquely engineered air channels move more heat into the room, maximizing efficiency
- Available in 36" or 42" models

Available Mantels:

- Kenwood
- Westcott
- Richland
- Roxborough

See the *Mantels & Surrounds by Fireside Furnishings* brochure for more details

Brick Interior




Black Interior



Feature and Accessory Quick Reference

	LCUF Lo-Rider	Lo-Rider Designer	MCUF Magnum	GRUF/GCUF	BUF Exacta
STANDARD FEATURES					
Design advantage	Tallest opening available for expansive view	Multi-sided	Larger size warms larger rooms	Multiple design options for customized look	Flexible installation and neutral design
CSA design certified (fits most 18", 24" and 30" vent free log sets)	Yes	Yes	Yes	Yes	Yes
Zero clearance design	Yes	Yes	Yes	Yes	Yes
Gas knock out (left and right side of units)	Yes	Yes	Yes	Yes	Yes
Curtain mesh screen	Yes	Yes	Yes	Yes	Yes
Junction box for electrical hook up	Yes	Yes	Yes	Yes	Yes
Fireplace opening	32", 36", 42"	See-Through	36", 42"	32", 36", 42"	36", 42"
Face design	Clean face circulating	Clean face circulating	Clean face circulating	Clean face circulating or louvered circulating	Clean face circulating
Wall cabinet compatible	No	—	Yes	Yes	—
OPTIONAL ACCESSORIES					
Outside air kit	AK22	AK4	AK4	AK4	AK22
Blower	BLOTMC, BLOTDL	BLOTDL	BLOTMC	BLOTMC	BLOTMC
AVAILABLE FACINGS AND DOORS					
Classic Collection	—	—	Available*	Available**	—
Modern Collection	Available	Available	—	—	—

Facings and Doors



*Filigree panels from the Classic Collection not available for these models.

**Arched fronts with lower control door and filigree panels fit the louvered boxes only. Cabinet doors and frames fit both louvered and radiant boxes.

Cabinet and Mantel Dimensions

STANDARD WALL CABINET MANTELS (HEARTH INCLUDED WITH CABINET)

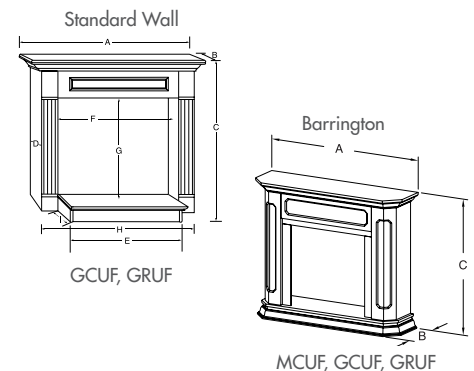
Product	Cabinet	A	B	C	D	E	F	G	H	I
GCUF/GRUF32	WSHG32	57-3/4"	21"	49-3/4"	18"	39-1/4"	37-3/4"	35-7/8"	52-1/4"	5"
GCUF/GRUF36	WSHG36	61-1/2"	22-1/4"	49-3/4"	19-3/8"	43-1/4"	41-3/4"	35-7/8"	56-1/4"	5"

BARRINGTON

Product	Cabinet	A	B	C	Max adj opening WxH	Min adj opening WxH	Max fireplace depth
GCUF32, GCUF36, GRUF32, GRUF36, MCUF36*	BWC500	67-1/2"	22"	54-1/4"	42" x 37-3/8"	36" x 33"	18"

MANTELS (SEE FIRESIDE FURNISHINGS MANTELS & SURROUNDS BROCHURE FOR MORE DETAILS)

Product	Mantels
BUF, LCUF	Kenwood, Westcott, Richland, Roxborough



*Designer faces not compatible with MCUF in Barrington cabinet

SPECIFICATIONS

MODEL	LCUF32CR-B	LCUF36CR-B	LCUF42CR-B
Fire Viewing Area	32" W x 30-3/4" H	36" W x 30-3/4" H	42" W x 30-3/4" H
Framing Dimensions	38-1/2" W x 37-3/4" H x 23" D	42-1/2" W x 37-3/4" H x 23" D	48-1/2" W x 37-3/4" H x 23" D
Hearth Dimensions	29-3/4" FW x 21-5/8" RW x 29-3/4" FH x 28-1/4" RH x 15-1/4" D	33-3/4" FW x 25-5/8" RW x 29-3/4" FH x 28-1/4" RH x 15-1/4" D	39-3/4" FW x 31-5/8" RW x 29-3/4" FH x 28-1/4" RH x 15-1/4" D
MODEL	LSTF36-B		
Fire Viewing Area	36" W x 30-3/4" H (each side)		
Framing Dimensions	46" W x 37-1/2" H x 23" D		
Hearth Dimensions	33-1/2" W x 27-3/4" H x 19" D		
MODEL	MCUF36	MCUF42	
Fire Viewing Area	36" W x 26-1/4" H	42" W x 26-1/4" H	
Framing Dimensions	41-1/4" W x 37-3/4" H x 17-3/4" D	47-1/4" W x 37-3/4" H x 17-3/4" D	
Hearth Dimensions	32-5/8" FW x 26-1/4" RW x 25" FH x 20-1/2" RH x 15" D	38-5/8" FW x 32-1/4" RW x 25" FH x 20-1/2" RH x 15" D	
MODEL	GRUF32C/GCUF32C	GRUF36C/GCUF36C	GRUF42C/GCUF42C
Fire Viewing Area	32" W x 21-3/4" H	36" W x 21-3/4" H	42" W x 21-3/4" H
Framing Dimensions	37-1/4" W x 35" H x 15 1/2" D	41-1/4" W x 35" H x 17-1/2" D	47-1/4" W x 35" H x 17-1/2" D
Hearth Dimensions	29-7/8" FW x 23-3/8" RW x 21-7/8" FH x 18" RH x 13-1/4" D	34" FW x 27-3/8" RW x 21-7/8" FH x 17-5/8" RH x 15-3/4" D	40" FW x 33-3/8" RW x 21-7/8" FH x 17-5/8" RH x 15-3/4" D
MODEL	BUF36	BUF42	
Fire Viewing Area	36" W x 24" H	42" W x 24" H	
Framing Dimensions	42-1/2" W x 37-1/2" H x 23-1/4" D	48-1/2" W x 37-1/2" H x 23-1/4" D	
Hearth Dimensions	35-1/4" FW x 27-1/4" RW x 21-3/4" FH x 20-3/8" RH x 18-5/8" D	41-1/4" FW x 30-1/4" RW x 21-3/4" FH x 20-3/8" RH x 18-5/8" D	
Hearth Dimensions with Refractory	BUF36-R: 33-3/4" FW x 25-3/4" RW x 21-3/4" FH x 20-3/8" RH x 17-7/8" D	BUF42-R: 39-3/4" FW x 28-3/4" RW x 21-3/4" FH x 20-3/8" RH x 17-7/8" D	

FW= Front Width RW= Rear Width FH= Front Height RH= Rear Height D= Depth



LOVE AT FIRST LIGHT

Your Monessen Dealer:

FPO
for FSC
certification
mark

To avoid personal injury or property damage, the product described by this brochure must be installed, operated and maintained in strict compliance with the instructions packaged with the product and all applicable building or fire codes. Contact local building or fire officials about restrictions and installation inspection requirements. All photographs and drawings on this brochure are for illustrative purposes only and are not intended for, nor should they be used as a substitute for the instructions packaged with the unit. Appearance and specifications of the product are subject to change without notice. ©2018 Hearth & Home Technologies.

www.monessenhearth.com