

Vent Free Fireboxes

VERSATILE SOLUTIONS FOR YOUR HOME



ENJOY THE FIREPLACE YOU'VE ALWAYS WANTED



Attribute ACUF 42" shown with reflective Black glass interior panels and Stony Creek log set

Available log set may differ from log set pictured.

Monessen offers one of the most diverse lineups of vent-free gas fireboxes available, making it easy to find the right look for your home. Enjoy a beautiful, authentic fire, unparalleled heating and a customized look with your choice of Monessen log sets.

THE ADVANTAGES OF A VENT-FREE FIREBOX

A Monessen vent-free firebox is the perfect way to display and run your Monessen vent-free log set. While you can use our log sets in an existing approved wood-burning fireplace (converted with a gas line), a vent-free firebox is an economical way to add a fireplace to your home if your home does not already have one. Installed in either your wall or a free-standing cabinet, a vent-free firebox is simply the metal combustion chamber of a traditional fireplace system, without the log set and engine. You then add the vent-free log set (with engine) of your choice to complete it.

INSTALL IT WHERE YOU WANT IT

Because vent-free fireboxes and log sets are designed to install and run without a chimney, flue or vent, you can place them almost anywhere it would be impossible or cost-prohibitive to

install a vented fireplace. They are an extremely economical installation, only requiring a connection to a gas line.

YOU'RE IN THE CLEAR

Monessen vent-free fireboxes allow for zero-clearance installation, which means you can install them flush against any combustible surface such as drywall or wood. This gives you added flexibility and helps save installation dollars when deciding where to install your fireplace on an interior or exterior wall. (Remember to size the appliance to fit the installation area and meet any added regional or local requirements.)

COMPLETE YOUR LOOK

Monessen offers a large selection of vent-free log sets (sold separately) that are a perfect complement to your new fireplace. Ask your dealer for details or visit Monessenhearth.com.

Shown on cover: Lo-Rider LCUF 36" shown with multicolor Brown traditional brick interior panels and Beachcomber log set

LARGE TRUE-TO-LIFE VIEWING



Lo-Rider LCUF 42" shown with multitoneal Gray herringbone interior panels, contemporary face and Mojo log set



Lo-Rider Designer See-Through with traditional concrete interior panels

Lo-Rider Series

Its name says it all! Installed flush to the floor with an extra-tall opening, our Lo-Rider vent-free firebox mimics the look of a true wood-burning fireplace. It is the perfect match for your unique space with a beautiful Monessen vent-free log set, hideaway screens and a trio of add-ons. With a choice of interior panels, the Lo-Rider fits any style of room. And, like all our fireboxes, the Lo-Rider delivers maximum heat to your space while the ventless zero-clearance design lets you install it just about anywhere.

Quick Look:

- Flush-hearth design and tall opening mimic the look of a real wood-burning fireplace
- Clean, louverless design
- Screens tuck away into hidden pockets to reveal expansive views
- Optional mesh operable doors available for 36" and 42" models
- Multiple interior panel options fit your decor and highlight your vent-free log set
- Choice of add-on options creates your own unique look
- Available in 32", 36" or 42" models and a see-through option
- Angled firebox and uniquely engineered air channels move more heat into the room, maximizing efficiency

INTERIOR PANELS



Multitoneal Gray
Traditional



Multitoneal Gray
Herringbone



Multitoneal Brown
Traditional



Reflective Black Glass

Note: Multitoneal and Black Glass interior panels available for single-sided units only.

Traditional concrete interior panels available for single-sided and Designer See-Through models.

MAKE IT YOUR OWN



Attribute ACUF 36" shown with multi-tonal Gray traditional brick interior panels, Contemporary face, optional mesh operable doors and Highland Oak log set


Attribute Series

With a big presence and Monessen's angled design that pushes out more heat, the Attribute vent-free firebox delivers a fireside experience with style. Choose trendy gray or classic brown interior panels—both available as a reversible panel for a traditional or herringbone option—or go modern with reflective black glass for a subtle sophisticated twist. Finish your fireplace right up to the firebox with the material of your choice and add the Monessen log set you love for a perfect custom look.


Quick Look:

- Deep box and wide opening provide generous room for the log set of your choice
- Clean, louverless design
- Screens tuck away into hidden pockets to reveal expansive views
- Optional mesh operable doors available for 36" and 42" models
- Multiple interior panel options fit your decor and highlight your vent-free log set
- Available in 32", 36" or 42" models
- Angled firebox and uniquely engineered air channels move more heat into the room, maximizing efficiency

REVERSIBLE INTERIOR PANELS



Multitonal Gray Traditional & Herringbone



Multitonal Brown Traditional & Herringbone



Reflective Black Glass

QUALITY EVERYONE CAN AFFORD



Exacta BUF 36" shown with Mountain Oak log set

Exacta Series

Enjoy the fireplace you've always wanted without a lot of expense. Combined with a Monessen vent-free log set, the Exacta firebox creates an inviting atmosphere for almost anywhere. You get maximum airflow that efficiently adds heat to your home while the zero-clearance design gives you flexibility and helps save installation dollars.

Quick Look:

- Deep box and wide opening provide generous room for the log set of your choice
- Clean, louverless design
- Screens tuck away into hidden pockets to reveal expansive views
- Available with Herringbone or Traditional concrete interior panels; may also be ordered without interior panels
- Available in 32", 36" or 42" models
- Angled firebox and uniquely engineered air channels move more heat into the room, maximizing efficiency

CONCRETE INTERIOR PANELS



Herringbone



Traditional

OPTIONS

Fronts and Doors



Contemporary Front for Lo-Rider



Contemporary Front for Attribute



Trim Kit for Lo-Rider and Attribute



Operable Mesh Doors for Lo-Rider and Attribute

Mantels See Fireside Furnishings Mantels & Surrounds brochure for more detail.



Acadia



Battlefield



Bellevue



Kenwood



Portico



Richland



Roxborough




Westcott

Shelves See Fireside Furnishings Mantels & Surrounds brochure for more detail.



Ozark



Fillmore



Gifford

FEATURES & ACCESSORIES / SPECIFICATIONS

Feature and Accessory Quick Reference

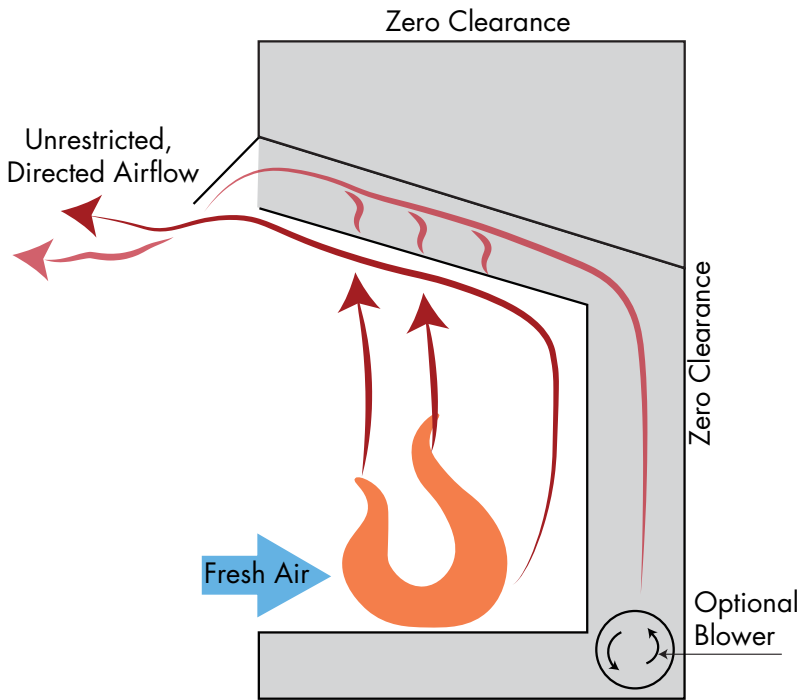
	Lo-Rider (LCUF)	Lo-Rider Designer	Attribute (ACUF)	Exacta (BUF)
STANDARD FEATURES				
Design advantage	Tallest opening available for expansive view	Multi-sided	Generous hearth area	Flexible installation and neutral design
CSA design certified (fits most 18", 24" and 30" vent free log sets)	Yes	Yes	Yes	Yes
Zero clearance design	Yes	Yes	Yes	Yes
Gas knock out (left and right side of units)	Yes	Yes	Yes	Yes
Curtain mesh screen	Yes	Yes	Yes	Yes
Junction box for electrical hook up	Yes	Yes	Yes	Yes
Fireplace opening width	32", 36", 42"	See-Through	32", 36", 42"	32", 36", 42"
Front design	Clean face circulating	Clean face circulating	Clean face circulating	Clean face circulating
OPTIONAL ACCESSORIES				
Outside air kit	AKD	AK4	AKD	AKD
Fan	GFK-160VF	BLOTDL	GFK-160VF	GFK-160VF

Specifications

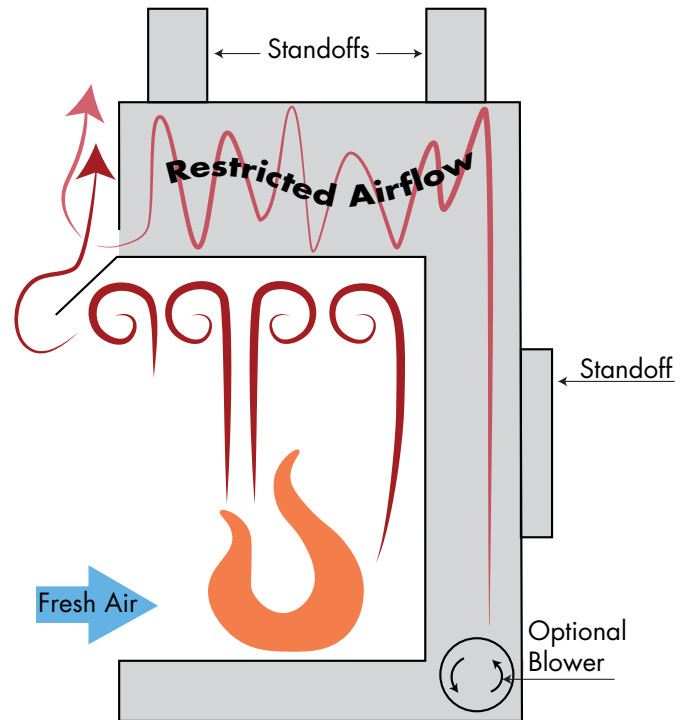
MODEL	LCUF32CR-C	LCUF36CR-C	LCUF42CR-C
Fire Viewing Area	32" W x 30-3/4" H	36" W x 30-3/4" H	42" W x 30-3/4" H
Framing Dimensions	38-1/2" W x 34-1/2" H x 22-3/4" D	42-1/2" W x 34-1/2" H x 22-3/4" D	48-1/2" W x 34-1/2" H x 22-3/4" D
Hearth Dimensions	28-7/8" FW x 20-3/8" RW x 28-1/2" FH x 22-5/8" RH x 15" D	32-7/8" FW x 24-3/8" RW x 28-1/2" FH x 22-5/8" RH x 15" D	38-7/8" FW x 30-3/8" RW x 28-1/2" FH x 22-5/8" RH x 15" D
MODEL	LSTF36-B		
Fire Viewing Area	N/A	36" W x 30-3/4" H (each side)	N/A
Framing Dimensions	N/A	46" W x 37-1/2" H x 23" D	N/A
Hearth Dimensions	N/A	33-1/2" W x 27-3/4" H x 19" D	N/A
MODEL	ACUF32	ACUF36	ACUF42
Fire Viewing Area	32" W x 27" H	36" W x 27" H	42" W x 27" H
Framing Dimensions	38-1/2" W x 34-1/4" H x 19-3/4" D	42-1/2" W x 34-1/4" H x 19-3/4" D	48-1/2" W x 34-1/4" H x 19-3/4" D
Hearth Dimensions	28-7/8" FW x 20-3/8" RW x 25-1/2" FH x 22-5/8" RH x 15" D	32-7/8" FW x 24-5/8" RW x 25-1/2" FH x 22-5/8" RH x 15" D	38-7/8" FW x 30-3/8" RW x 25-1/2" FH x 22-5/8" RH x 15" D
MODEL	BUF32	BUF36	BUF42
Fire Viewing Area	32" W x 27" H	36" W x 27" H	42" W x 27" H
Framing Dimensions	38-1/2" W x 34-1/4" H x 19-3/4" D	42-1/2" W x 34-1/4" H x 19-3/4" D	48-1/2" W x 34-1/4" H x 19-3/4" D
Hearth Dimensions	28-7/8" FW x 20-3/8" RW x 25-1/2" FH x 22-5/8" RH x 15" D	32-7/8" FW x 24-3/8" RW x 25-1/2" FH x 22-5/8" RH x 15" D	38-7/8" FW x 30-3/8" RW x 25-1/2" FH x 22-5/8" RH x 15" D

FW= Front Width RW= Rear Width FH= Front Height RH= Rear Height D= Depth

THE MONESSEN ADVANTAGE



- Monessen's unrestricted airflow pushes more warmth into your space and lowers your fuel bill.



- Competitors' inefficient design robs you of heat and fuel every time you use it.



LOVE AT FIRST LIGHT

Your Monessen Dealer:

FPO
for FSC
certification
mark

To avoid personal injury or property damage, the product described by this brochure must be installed, operated and maintained in strict compliance with the instructions packaged with the product and all applicable building or fire codes. Contact local building or fire officials about restrictions and installation inspection requirements. All photographs and drawings on this brochure are for illustrative purposes only and are not intended for, nor should they be used as a substitute for the instructions packaged with the unit. Appearance and specifications of the product are subject to change without notice. ©2023 Hearth & Home Technologies.

www.monessenhearth.com